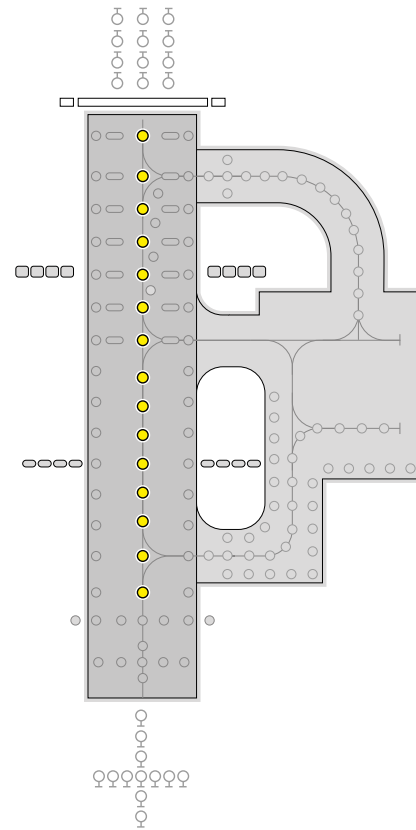
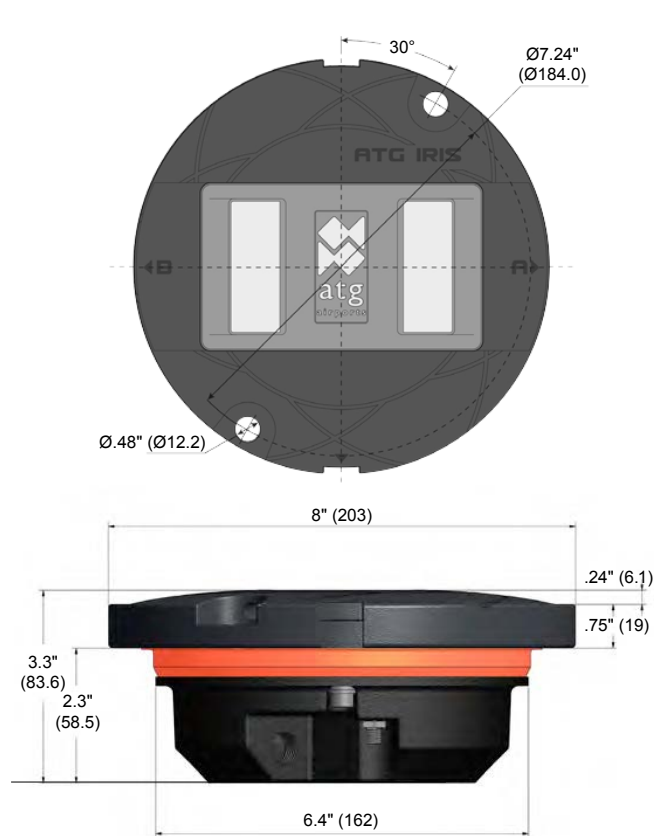


IR850A | L-850A(L) IRIS LED 8" Runway Centerline High Intensity Lighting Solutions

Compliance and Applications

- ICAO Annex 14, Vol 1
- FAA AC 150/5345-46
- FAA Engineering Brief No. 67
- IEC 61827
- EASA
- Stannag 3316 (NATO)

The IR850A is an LED runway centerline fixture. This application uses a high intensity, bi-directional clear (white) / red light source, and is suitable for CAT II/III operations. The optimization of power reduces running costs. A minimum 50,000 hours LED service life reduces runway closures for maintenance.



Ordering Codes IR850 (A(L))

Application
L-850A(L) - Runway Centerline

Beam Type
A Side
 1 = Straight
 0 = Blank

B Side
 1 = Straight
 0 = Blank

Color
A Side
 W = White
 R = Red
 N = Not Applicable

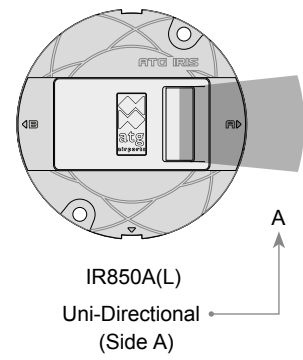
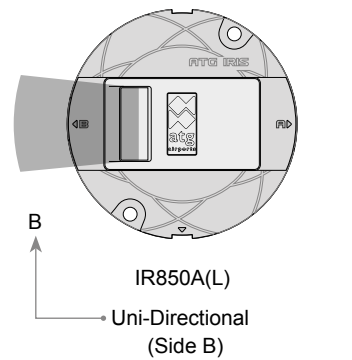
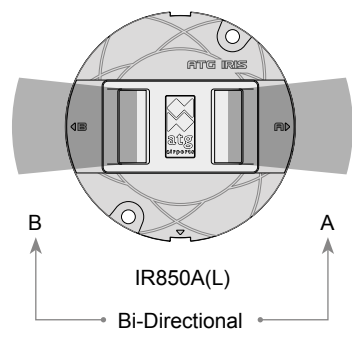
B Side
 W = White
 R = Red
 N = Not Applicable

Specification
 1 = FAA
 2 = ICAO

Connections
 1 = 1 Bi Pin Plug
 2 = 2 Bi Pin Plug

Open Circuit (Fail Open) Feature
 0 = No Open Circuit
 1 = Open Circuit

Beam Options



Additional optional features are available upon request.

Packaging

- Net weight: 6.88 lb. (3.12Kg)
- Gross weight: 7.76 lb. (3.52Kg) (boxed)
- Box: 10.2" (260mm) (L) x 10.2" (260mm) (W) x 6.9" (175mm) (H)

Electrical Performance

Main Beam Aperture		Color	Typical Power Consumption - Watts (VA) @ 6.6A				
Horiz(°)	Vert(°)		Per Beam Watts	Fixture* Watts (VA)	PF	Tx Primary** Watts (VA)	PF
-5 to +5	0 to 9	WHT/WHT	17.11/17.11	51.27 (51.33)	0.999	61.68 (62.16)	0.983
-5 to +5	0 to 9	RED/WHT	4.65/17.11	37.00 (37.16)	0.995	47.94 (48.73)	0.984
-5 to +5	0 to 9	WHT/BLK	17.11/-	27.76 (27.93)	0.993	37.91 (38.85)	0.976
-5 to +5	0 to 9	RED/BLK	4.65/-	13.88 (13.92)	0.995	23.89 (24.68)	0.967

* as measured at the input leads of the fixture.

** as measured across the primary winding of an appropriately sized isolation transformer with a total fixture and transformer secondary length not exceeding ~ 1.85m (72").

Note: Isolating transformer shall be suitably sized to accommodate specific secondary and other applicable losses.

Environmental Conditions

- ▶ Ambient Temperature -55 °C to +55°C (-67 °F to +131°F)
- ▶ Storage Temperature -55 °C to +55°C (-67 °F to +131°F)
- ▶ Ingress Protection IP67

Photometry

Specification

Runway Centerline ICAO Fig FAA L-850A

Color	White
Max/Min Intensity Ratio	<3.0
Main ellipse average intensity	5000 cds
Main ellipse minimum intensity	2500 cds
Second ellipse minimum intensity	500 cds
Third ellipse minimum intensity	250 cds

Typical Measured Values

Color	White
Max/Min Intensity Ratio	2.2
Main ellipse average intensity	5800 cds
Main ellipse maximum intensity	7400 cds
Main ellipse minimum intensity	3300 cds
Second ellipse minimum intensity	2300 cds
Third ellipse minimum intensity	1600 cds

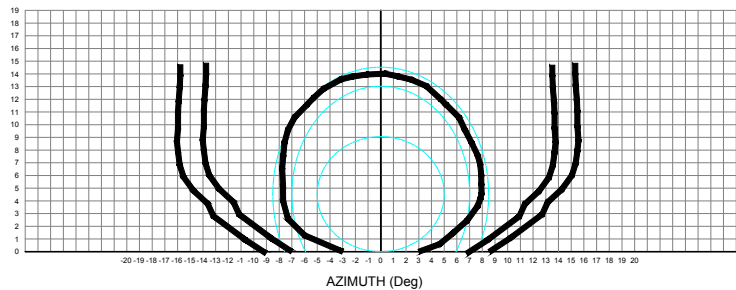
Specification

Color	Red
Max/Min Intensity Ratio	<3.0
Main ellipse average intensity	750 cds
Main ellipse minimum intensity	375 cds
Second ellipse minimum intensity	75 cds
Third ellipse minimum intensity	37.5 cds

Typical Measured Values

Color	Red
Max/Min Intensity Ratio	2.2
Main ellipse average intensity	1050 cds
Main ellipse maximum intensity	1250 cds
Main ellipse minimum intensity	560 cds
Second ellipse minimum intensity	460 cds
Third ellipse minimum intensity	430 cds

Intensity Chart - IRIS Runway Centerline Luminaire - White



Intensity Chart - IRIS Runway Centerline Luminaire - Red

