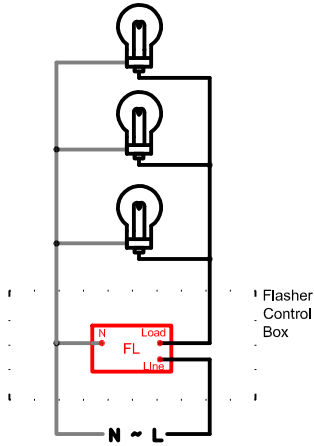


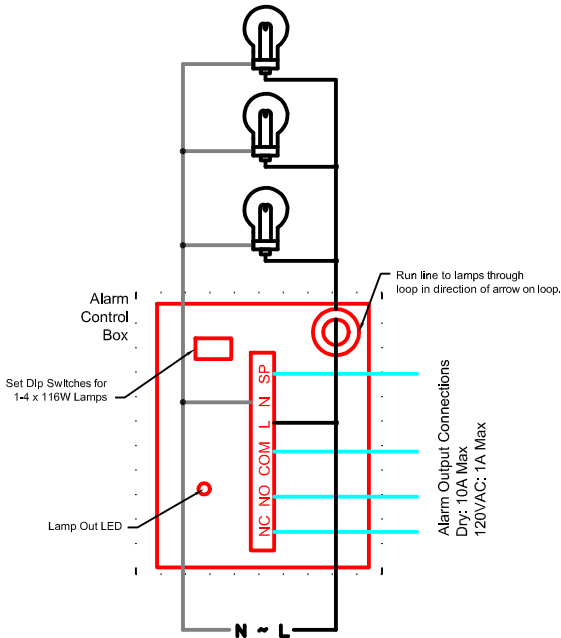
Flasher w/ Standard Obstruction Lights



Obstruction Lights in Parallel. Observe maximum rating of flasher. Double Obstruction Lights w/ transfer relay are calculated as a single Light, since only one lamp is lit at a time.

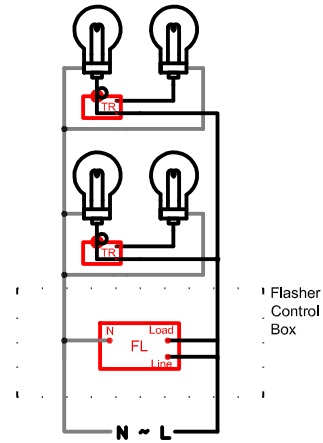
Example: Model 81001 Flasher is 120V, 2500W max; can operate 21 116W fixtures.

Model 81010 as 1 - 4 Lamp Alarm, 81011 as 2-9 Lamp Alarm

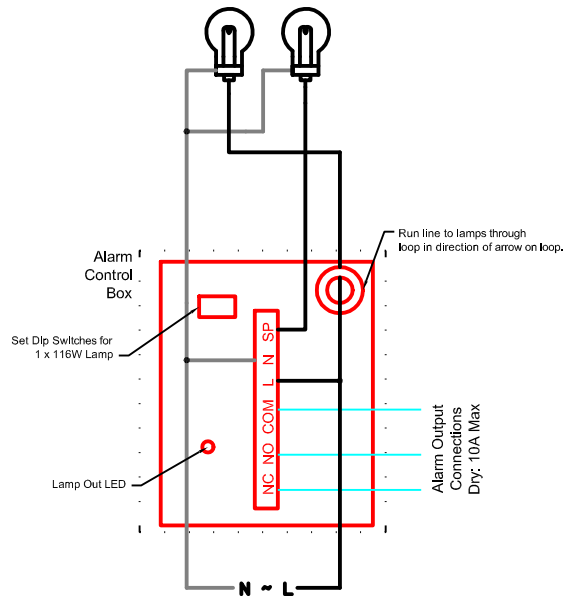


Note: A standard flasher may be used in this configuration, wired between N and the parallel string of Fixtures.

Flasher w/ Double Obs. Lights w/ Transfer Relay



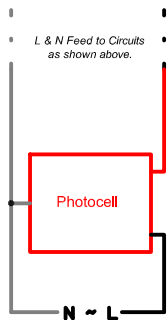
Model 81010 as Remote Transfer Relay With Alarm



Note: A standard flasher may not be used in this configuration.

Note: White wires are shown as grey in drawing.

Using a Photocell: A photocell may be used with any configuration to activate the lighting circuit. Wire the photocell into the circuit as shown:



Remote Control Configurations