

# Lamps for Airfield Applications





	Part Number	Description	Application	Substitution	Brand	MOL	Watt	Lamp Life (hrs)	Case
<b>Elevated Edge Lamps (2-Pin Pre-Focus)</b>									
	LA-6112LL	30W, 6.6A, Qtz, EXL, GZ9.5		GE: LA-11478	Narva (Philips)	1.85" (T3.5)	30	2,000	100
	LA-6128	120W, 6.6A, Qtz, EVV, GZ9.5	L861SE, L862		Narva (Philips)	2.44" (T4)	120	500	100
	LA-6134LL	45W, 6.6A, Qtz, EXM, GZ9.5				1.85" (T4)	45	1,500	100
	LA-6292	150W, 6.6A, Qtz, EWR, GY9.5	L862	ADB: 48A0044, Crouse Hinds: 40925, GE: 11427, Osram: 58777	Narva (Philips)	2.44" (T4)	150	750	100
	LA-6372LL	200W, 6.6A, Qtz, EZL, GZ9.5	FLI L862E	ADB: 48A0088, Crouse Hinds: 20172, GE: 40702, Osram: 58750	Narva (Philips)	2.44" (T4)	200	1,300	100
<b>Bi-Pin Lamps</b>									
	LA-12V/20W	20W, 12V Quartz Lamp Assembly	LOVA Lumacurve Signs			1.5" (T2.5)	20	2,000	N/A
	LA-6123	45W, 6.6A, Qtz, G6.35	ZA202		Narva (Philips)	1.85" (T4)	45	1,500	100





T=Tube. Multiply T# by 1/8" to get diameter.

+1.800.806.3548 USA  
+1.916.394.2800 Worldwide

[www.flightlight.com](http://www.flightlight.com)  
[sales@flightlight.com](mailto:sales@flightlight.com)

Flight Light Inc., 2708 47th Ave.  
Sacramento, CA, 95822, USA

	Part Number	Description	Application	Substitution	Brand	MOL	Watt	Lamp Life (hrs)	Case
	LA-6343	100W, 6.6A, Qtz, G6.35	L850 - ZA140 Series	Osram: 64346	Narva (Philips)	1.85" (T4)	100	1,200	100
	LA-6373	200W, 6.6A, Qtz, G6.35	FLI PAPI	Osram: 64386, J1/39	Narva (Philips)	1.85" (T4)	200	1,200	100
	LA-J1/75	36W, 6.6A, Qtz, G6.35				1.85" (T4)	36	1,200	100
	LA-XTL	20W, 10V Quartz Lamp Assembly	LOVA Lumacurve Signs				20	1,500	

PK30d, PKX30d, PK18d Lamps									
	LA-59079	150W, 6.6A, Qtz, flat male leads, PK30d		Osram: 58724, 64361Z	Osram	2.3" (T4)	150	1,000	
	LA-6116LL	100W, 6.6A, Qtz, flat male leads, PK30d			Narva (Philips)	2.3" (T4)	100	2,000	100
	LA-6118LL	150W, 6.6A, Qtz, flat female leads, PK30d			Narva (Philips)	2.3" (T4)	150	2,000	100
	LA-6121	100W, 6.6A, Qtz, flat female leads, PK30d			Narva (Philips)	2.17" (T4)	100	1,000	100

T=Tube. Multiply T# by 1/8" to get diameter.

+1.800.806.3548 USA  
 +1.916.394.2800 Worldwide

[www.flightlight.com](http://www.flightlight.com)  
[sales@flightlight.com](mailto:sales@flightlight.com)

Flight Light Inc., 2708 47th Ave.  
 Sacramento, CA, 95822, USA


	Part Number	Description	Application	Substitution	Brand	MOL	Watt	Lamp Life (hrs)	Case
	LA-6130LL	45W, 6.6A, Qtz, flat female leads, PK30d			Narva (Philips)	2.3" (T4)	45	2,000	100
	LA-6139LL	200W, 6.6A, Qtz, flat female leads, PK30d			Narva (Philips)	2.24" (T4)	200	2,000	100
	LA-6303LL	45W, 6.6A, Qtz, flat male leads, PK30d		Osram: 64317		2.283"	45	2,000	100
	LA-6313LL	200W, 6.6A, Qtz, flat male leads, PK30d	Honeywell, ADB PAPI, ATG ZA420	Crouse Hinds: 10047-2477; GE: 80590, HA-GEX0044; Osram: 64382	Narva (Philips)	2.283"	200	2,000	100
	LA-6371C	100W, 6.6A, Qtz, flat female leads, PK18d			Narva (Philips)	2.36"	100	1,000	100
	LA-6392LL	150W, 6.6A, Qtz, flat male leads, PKX30d				2.283"	150	2,000	100
	LA-64341Z	100W, 6.6A, Qtz, flat male leads, PKX30d			Osram	2.3" (T4)	100	1,500	
	LA-J1/80	100W, 6.6A, Qtz, flat male leads, PK30d [discontinued, limited to stock on hand]	L850	Osram: 64342, Narva (Philips): 6116	Osram	2.3" (T4)	100	1,500	

T=Tube. Multiply T# by 1/8" to get diameter.

+1.800.806.3548 USA  
 +1.916.394.2800 Worldwide

[www.flightlight.com](http://www.flightlight.com)  
[sales@flightlight.com](mailto:sales@flightlight.com)

Flight Light Inc., 2708 47th Ave.  
 Sacramento, CA, 95822, USA

	Part Number	Description	Application	Substitution	Brand	MOL	Watt	Lamp Life (hrs)	Case
	LA-LA100C66FLL	100W, 6.6A, Qtz, flat male leads, PK30d			Osram	2.24" (T4)	100	1,000	

### MR11 & MR16 Lamps








	LA-008065	48/49W, 6.6A, Qtz, flat male leads, MR16	ZA181/280/292 Series	Narva (Philips): 6106		1-7/8" (MR16)	48/49	1,500	
	LA-008072	105W, 6.6A, Qtz, flat male leads, MR16	ZA292	Narva (Philips): 6108	Osram Sylvania	1-7/8" (MR16)	105	1,500	
	LA-008084	50W, 120V, Qtz, Bi-Pin, MR16	ZA292/120V	ATR: Q50M16GU10/NFL25		1-7/8" (MR16)	50	2,000	15
	LA-23071	45W, 6.6A, Qtz, Ezc, Bi-Pin, GX5.3, MR16 [discontinued, limited to stock on hand]			GE Lighting	1-7/8" (MR16)	45	1,000	20
	LA-23522	30W, 6.6A, Qtz, Eza, Bi-Pin, MR16			GE Lighting	1.75" (MR16)	30	1,000	
	LA-6101LL	48W, 6.6A, Qtz, flat female leads, MR16		ADB: 2990-40-827, Crouse Hinds: 21116, Osram: 64337A48-15	Narva (Philips)	1.77" (MR16)	48	2,500	100
	LA-6103	105W, 6.6A, Qtz, round female leads, MR16			Narva (Philips)	1.77" (MR16)	105	1,000	100

T=Tube. Multiply T# by 1/8" to get diameter.

+1.800.806.3548 USA  
+1.916.394.2800 Worldwide

[www.flightlight.com](http://www.flightlight.com)  
[sales@flightlight.com](mailto:sales@flightlight.com)

Flight Light Inc., 2708 47th Ave.  
Sacramento, CA, 95822, USA





	Part Number	Description	Application	Substitution	Brand	MOL	Watt	Lamp Life (hrs)	Case
	LA-6104	40W, 6.6A, Qtz, flat male leads, MR11	ZA280 switchable	Osram: 64333C	Narva (Philips)	1.46" (MR11)	40	1,500	100
	LA-6105	105W, 6.6A, Qtz, flat female leads, MR16	ZA480/483 Series	ADB: 2990-40-900; Osram: 008075, 64339-A	Narva (Philips)	1.77" (MR16)	105	1,000	100
	LA-6106LL	48W, 6.6A, Qtz, flat male leads, MR16	ZA292/ZA280		Narva (Philips)	1.77" (MR16)	48	2,000	100
	LA-6108	105W, 6.6A, Qtz, flat male leads, MR16	ZA292		Narva (Philips)	1.77" (MR16)	105	1,000	100
	LA-6110	40W, 6.6A, Qtz, flat female leads, MR11			Narva (Philips)	1.46" (MR11)	40	1,500	100
	LA-6138	48W, 6.6A, Qtz, flat male/female leads with insulating sleeve, MR16		Osram: 64338, Narva (Philips): 6138	Narva (Philips)	1.77" (MR16)	48	500	100
	LA-6141	62W, 6.6A, Qtz, flat female leads, MR16			Narva (Philips)	1.77" (MR16)	62	1,500	100
	LA-6142	62W, 6.6A, Qtz, Bi-Pin, GX5.3, MR16		Crouse Hinds: 20590	Narva (Philips)	1.77" (MR16)	62	1,500	100





T=Tube. Multiply T# by 1/8" to get diameter.

+1.800.806.3548 USA  
+1.916.394.2800 Worldwide

[www.flightlight.com](http://www.flightlight.com)  
[sales@flightlight.com](mailto:sales@flightlight.com)

Flight Light Inc., 2708 47th Ave.  
Sacramento, CA, 95822, USA

	Part Number	Description	Application	Substitution	Brand	MOL	Watt	Lamp Life (hrs)	Case
	LA-64331	30W, 6.6A, Qtz, flat male/female leads, MR16			Osram	1.795" (MR16)	30	1,000	
	LA-64333B	40W, 6.6A, Qtz, round female leads, MR11				1.45" (MR11)	40	1,500	
	LA-64826	50W, 230V, Qtz, Bi-Pin, MR16	HL-292 heliport fixture			1-7/8" (MR16)	50	2,000	
	LA-LA000004	105W, 6.6A, Qtz, flat male/female leads, MR16		Osram: 58960	Osram	1-7/8" (MR16)	105	1,000	

Elevated Edge Lamps (T-Shape)									
	LA-23300	204W, 6.6A, T14/2P, P28S, MIL Class C1	MIL Type C-1, HIRW (L862)	ADB: 48A0013, Crouse Hinds: 10047		5.75" (D=1.75") (T14)	204	500	24
	LA-34677	210W, 6.6A, T14/3P, C1 Threshold, [discontinued, limited to stock on hand]			GE Lighting	5.75" (T14)	210	300	24
	LA-7654H	45W, 6.6A, T10/1P, P28S	FLI L861	Osram: 17981	Narva (Philips)	3.85" (T10)	45	2,000	100
	LA-7669H	30W, 6.6A, T10/1P, P28S	FLI L861	Osram: 17980	Narva (Philips)	3.85" (T10)	30	2,000	100

T=Tube. Multiply T# by 1/8" to get diameter.

+1.800.806.3548 USA  
 +1.916.394.2800 Worldwide

[www.flightlight.com](http://www.flightlight.com)  
[sales@flightlight.com](mailto:sales@flightlight.com)

Flight Light Inc., 2708 47th Ave.  
 Sacramento, CA, 95822, USA


	Part Number	Description	Application	Substitution	Brand	MOL	Watt	Lamp Life (hrs)	Case
	LA-15485	500W, Q20A, PAR56/1/C, Qtz, Mogul End Prong, GX16d, [discontinued, limited to stock on hand]		ADB: 48A0092, Crouse Hinds: 10047-685	GE Lighting	5" (D=7") (PAR56)	500	500	12
	LA-20122	200W, 6.6A, PAR56, Screw Terminals			GE Lighting	4.5" (PAR56)	200	350	12
	LA-32861	300W, Q20A, PAR56/2, E982, Screw Terminals, [discontinued, limited to stock on hand]		Amglo: AHQH56-20A-300W-CS	GE Lighting	4.5" (D=7") (PAR56)	300	500	12
	LA-38271	200W, Q6.6A, PAR56/2, Mogul End Prong, [discontinued, limited to stock on hand]		Amglo: AHQH56-6.6A-200W-PM	GE Lighting	5" (D=7") (PAR56)	200	1,000	12
	LA-AHQH56-6.6A-200W-PM	200W, Q6.6A, PAR56/2, Mogul End Prong		GE: 38271		5" (D=7") (PAR56)	200	1,000	
	LA-AHQH56-20A-300W-CS	300W, Q20A, PAR56/C, E982, Screw Terminals		GE: 32861		4.5" (D=7") (PAR56)	300	500	
	LA-M60-20	1,000W, 120V, PAR64/NSP, Q1000	L801 beacon			6" (PAR64)	1,000	4,000	
	LA-PAR56/120W/H	120W, Flash Tube, Strobe, PAR56		FT-34/HP		4.5" (D=7") (PAR56)	120	1,000	12

T=Tube. Multiply T# by 1/8" to get diameter.

+1.800.806.3548 USA  
+1.916.394.2800 Worldwide

[www.flightlight.com](http://www.flightlight.com)  
[sales@flightlight.com](mailto:sales@flightlight.com)

Flight Light Inc., 2708 47th Ave.  
Sacramento, CA, 95822, USA

	Part Number	Description	Application	Substitution	Brand	MOL	Watt	Lamp Life (hrs)	Case
	LA-PAR56/3	200W, Q6.6A, PAR56/3, Screw Terminals		GE: 33279	Amglo	4.5" (D=7") (PAR56)	200	1,000	

**Incandescent Lamps (A19, A21, PS40)**


	LA-10308ATR	100W, 120V, 100G161/2/29DC, BA15D Base, G16.5, Double Contact Lamp				3" (G16.5)	100	120	
	LA-116W/230V	116W, 230V, A21, Screw Base, [discontinued, limited to stock on hand]	Obstruction light			(A21)	116	8,000	
	LA-12496-1	69W, 120V, 69A21/TS, Screw Base		GE: 17323	Sylvania	4.37" (A21)	69	8,000	
	LA-16385	50W, 30V, 50A21, Screw Base	Sign			4-3/8" (A21)	50	1,000	120
	LA-22483-2	116W, 120V, A21/TS, Screw Base	Obstruction light	LH116120GE		4.44" (A21)	116	8,000	
	LA-39321	100W, 120V, A19, Clear, Medium Screw Base			GE Lighting	4.44" (A19)	100	750	
	LA-700120	700W, 120V, 700PS40P	Beacon light			10-7/16" (PS40)	700	8,000	

T=Tube. Multiply T# by 1/8" to get diameter.

+1.800.806.3548 USA  
+1.916.394.2800 Worldwide

[www.flightlight.com](http://www.flightlight.com)  
[sales@flightlight.com](mailto:sales@flightlight.com)

Flight Light Inc., 2708 47th Ave.  
Sacramento, CA, 95822, USA

	Part Number	Description	Application	Substitution	Brand	MOL	Watt	Lamp Life (hrs)	Case
<b>Beacon Lamps</b>									
	LA-88525	1,000W, 120V, 1M/T20/BP, Mogul Bi-Post, G38	Beacon light			9-1/4" (T20)	1,000	250	12
	LA-44058	1,000W, HPS, LU1000/ECO, Mogul E39 Screw Base	Beacon light		GE Lighting	15.06" (D=3.125")	1,000	+24,000	6
<b>Flood Lamps</b>									
	LA-LQ300	300W, 130V, Qtz, T3 Double Ended	Flood light		RAB	4.65"	300	2,000	
	LA-LQ500	500W, 130V, Qtz, T3 Double Ended	Flood light		RAB	4.65"	500	2,000	

### If you don't see what you need - call us and we will find it for you!

Flight Light stocks lamps for all airport lighting applications: runway, taxiway, approach, helipad, obstruction. We sell only first quality name-brand lamps, including GE, Osram/Sylvania, Philips (DBA Narva) and Amglo.

### Lamp Life

Lamp life rating is the point in time when 50% of the tested samples have burned out and 50% still shine.

### Lumens, Candlepower, Footcandles

In lighting, the basic unit for the amount of light produced by a light source is called a lumen. As with any unit of measure, the lumen must be related to some physical standard. A candle of specific composition and size serves this purpose and is said to emit one candlepower. If this candle were placed at the center of a sphere having a radius of one foot, one lumen, by definition, would fall on each square foot of the sphere's surface. Since, from geometry, the total surface area of a one-foot radius sphere is 12.57 square feet, there are 12.57 lumens given off by the standard candle. One lumen falling on 1 square foot of a surface produces illumination of one footcandle.

T=Tube. Multiply T# by 1/8" to get diameter.

+1.800.806.3548 USA  
+1.916.394.2800 Worldwide

[www.flightlight.com](http://www.flightlight.com)  
[sales@flightlight.com](mailto:sales@flightlight.com)

Flight Light Inc., 2708 47th Ave.  
Sacramento, CA, 95822, USA