

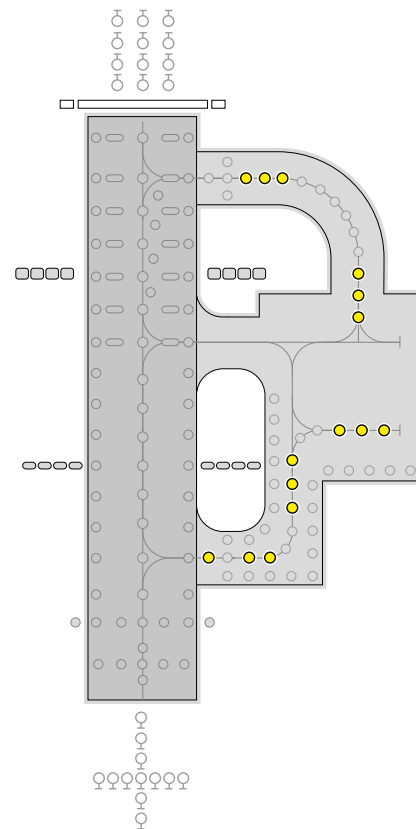
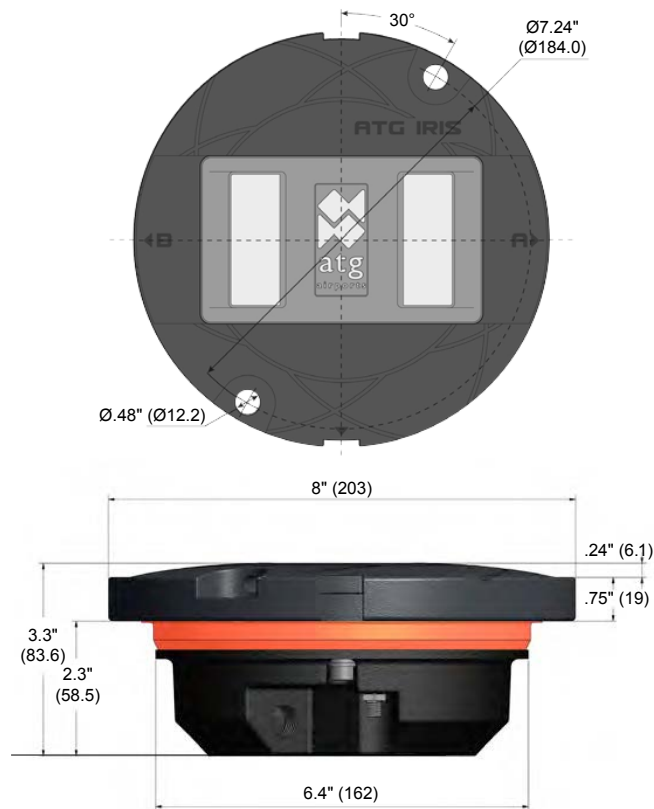
IR8520 | L-8520(L) IRIS LED 8" Taxiway Centerline High Intensity Lighting Solutions, Straight Sections (Offset)



Compliance and Applications

- ICAO Annex 14, Vol 1
- FAA AC 150/5345-46
- FAA Engineering Brief No. 67
- IEC 61827
- EASA
- Stannag 3316 (NATO)

IRIS LED high intensity, inset bi-directional/uni-directional taxiway centerline (straight sections) (offset) runway guard light fixture suitable for CAT III all weather operation airfield ground lighting (agl) systems. The goal of the IRIS range is to enhance the efficiency of an airfield by optimizing power consumption, increasing reliability and reducing costs to the airport.

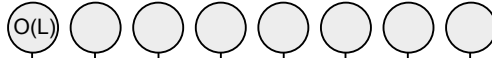


+1.800.806.3548 USA
+1.916.394.2800 Worldwide

www.flightlight.com
sales@flightlight.com

Flight Light Inc., 2708 47th Ave.
Sacramento, CA, 95822, USA

Ordering Codes IR852



Application
 L-852O(L) Taxiway Centerline
 Straight (Offset)

Beam Type
A Side
 6 = Straight (Offset)
 0 = Blank

B Side
 6 = Straight (Offset)
 0 = Blank

Color
A Side
 G = Green
 Y = Yellow
 C = Cyan/Green
 N = Not Applicable

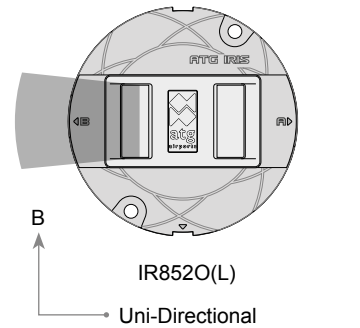
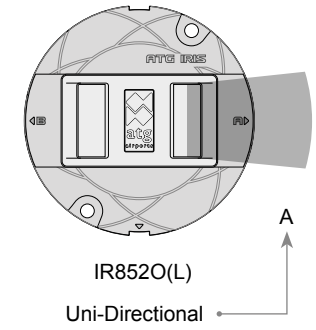
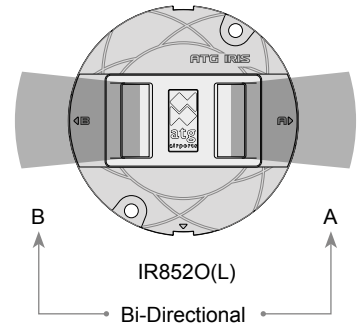
B Side
 G = Green
 Y = Yellow
 C = Cyan/Green
 N = Not Applicable

Specification
 1 = ICAO

Connections
 1 = 1 Plug Bi Pin
 2 = 2 Plug Bi Pin

Open Circuit (Fail Open) Feature
 0 = No Open Circuit
 1 = Open Circuit

Beam Options



Additional optional features are available upon request.

Packaging

- Net weight: 6.88 lb. (3.12Kg)
- Gross weight: 7.76 lb. (3.52Kg) (boxed)
- Box: 10.2" (260mm) (L) x 10.2" (260mm) (W) x 6.9" (175mm) (H)

Electrical Performance

Main Beam Aperture		Color	Typical Power Consumption - Watts (VA) @ 6.6A				
Horiz(°)	Vert(°)		Per Beam Watts	Fixture*		Tx Primary**	
				Watts (VA)	PF	Watts (VA)	PF
-10 to +10	1 to 8	GRN/GRN	2.03/2.03	14.99 (15.12)	0.992	23.85 (24.70)	0.967
-10 to +10	1 to 8	YEL/YEL	2.54/2.54	15.76 (15.88)	0.992	24.70 (25.50)	0.969
-10 to +10	1 to 8	GRN/YEL	2.03/2.54	15.33 (15.46)	0.992	24.34 (25.16)	0.967
-10 to +10	1 to 8	GRN/BLK	2.03/-	11.77 (11.82)	0.996	20.47 (21.24)	0.964
-10 to +10	1 to 8	YEL/BLK	2.54/-	11.63 (11.68)	0.996	20.45 (21.20)	0.963

* as measured at the input leads of the fixture.

** as measured across the primary winding of an appropriately sized isolation transformer with a total fixture and transformer secondary length not exceeding ~ 1.85m (72").

Note: Isolating transformer shall be suitably sized to accommodate specific secondary and other applicable losses.

Environmental Conditions

- ▶ Ambient Temperature -55 °C to +55°C (-67 °F to +131°F)
- ▶ Storage Temperature -55°C to +55°C (-67 °F to +131°F)
- ▶ Ingress Protection IP67

Photometry

Specification

Taxiway Centerline ICAO Fig 2.12

Color	Green
Max/Min Intensity Ratio	<3.0
Main rect. average intensity	200 cds
Main rect. minimum intensity	100 cds
Second rect. minimum intensity	20 cds

Typical Measured Values

Color	Green
Max/Min Intensity Ratio	2.49
Main rect. average intensity	304 cds
Main rect. maximum intensity (A)	401 cds
Main rect. minimum intensity (B)	161 cds
Second rect. minimum intensity	115 cds

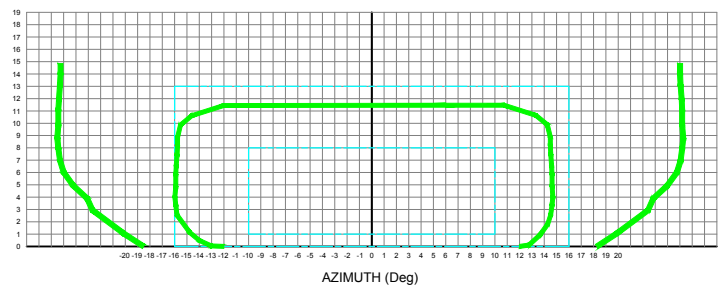
Specification

Color	Yellow
Max/Min Intensity Ratio	<3.0
Main rect. average intensity	200 cds
Main rect. minimum intensity	100 cds
Second rect. minimum intensity	20 cds

Typical Measured Values

Color	Yellow
Max/Min Intensity Ratio	2.57
Main rect. average intensity	279 cds
Main rect. maximum intensity (A)	380 cds
Main rect. minimum intensity (B)	147 cds
Second rect. minimum intensity	88 cds

Intensity Chart - IRIS Taxiway Centerline Luminaire (Straight/Offset)



Intensity Chart - IRIS Taxiway Centerline Luminaire (Straight/Offset)

