

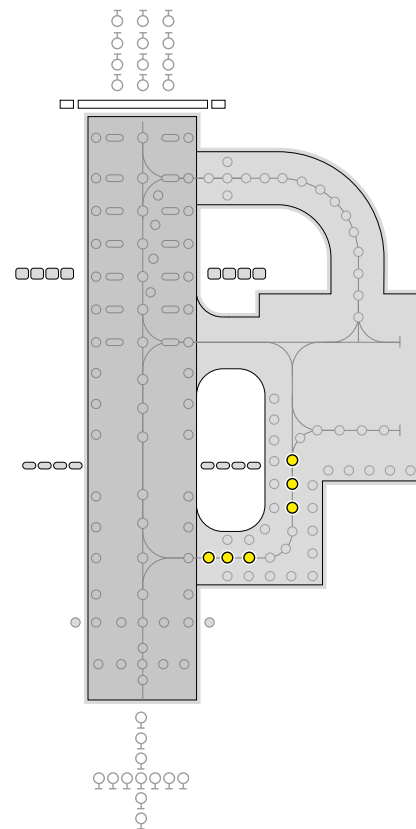
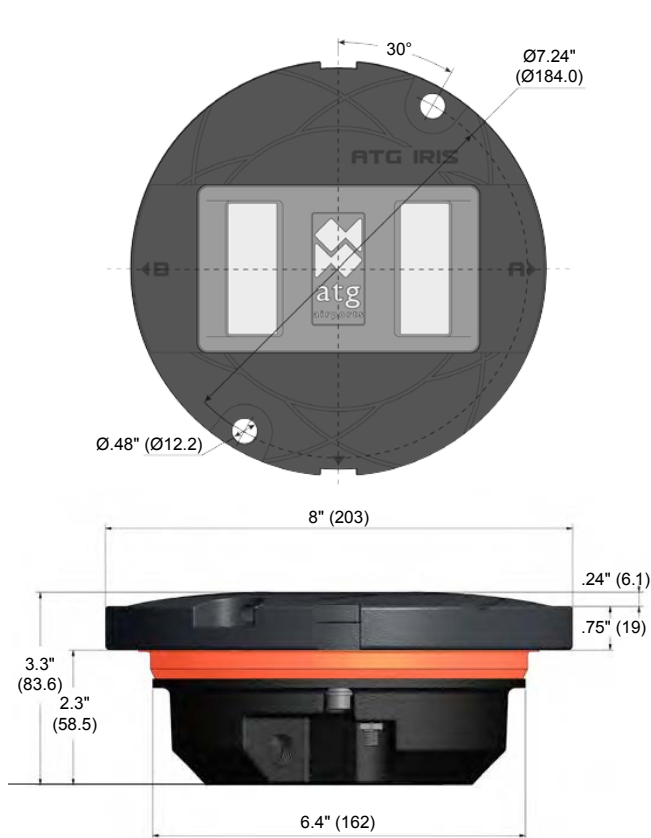
IR852A | L-852A(L) IRIS LED 8" Taxiway Centerline, Low Intensity Lighting Solutions Straight Sections



Compliance and Applications

- ICAO Annex 14, Vol 1
- FAA AC 150/5345-46
- FAA Engineering Brief No. 67
- IEC 61827
- EASA
- Stannag 3316 (NATO)
- MAA-MADS Issue 7, Fig 6-44

IRIS LED high intensity, inset bi-directional/uni-directional taxiway centerline (straight narrow sections) fixture suitable for CAT III all weather operation airfield ground lighting (agl) systems. The goal of the IRIS range is to enhance the efficiency of an airfield by optimizing power consumption, increasing reliability and reducing costs to the airport.

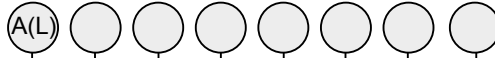


+1.800.806.3548 USA
+1.916.394.2800 Worldwide

www.flightlight.com
sales@flightlight.com

Flight Light Inc., 2708 47th Ave.
Sacramento, CA, 95822, USA

Ordering Codes IR852



Application
L-852A(L) Taxiway Centerline
Straight (Narrow)

Beam Type
A Side
4 = Straight (Narrow)
0 = Blank
.....
B Side
4 = Straight (Narrow)
0 = Blank

Color
A Side
G = Green
Y = Yellow
C = Cyan/Green
N = Not Applicable
.....
B Side
G = Green
Y = Yellow
C = Cyan/Green
N = Not Applicable

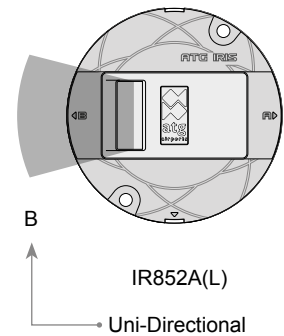
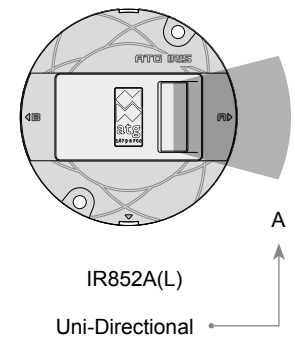
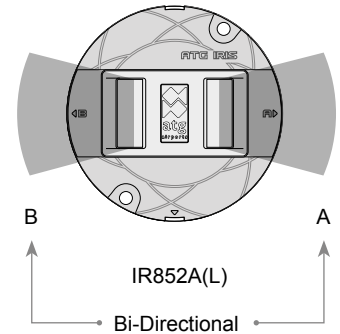
Specification
1 = FAA
2 = ICAO

Connections
1 = 1 Bi Pin Plug
2 = 2 Bi Pin Plug

Open Circuit (Fail Open) Feature
0 = No Open Circuit
1 = Open Circuit

Additional optional features are available upon request.

Beam Options



Packaging

- Net weight: 6.88 lb. (3.12Kg)
- Gross weight: 7.76 lb. (3.52Kg) (boxed)
- Box: 10.2" (260mm) (L) x 10.2" (260mm) (W) x 6.9" (175mm) (H)



Electrical Performance

Main Beam Aperture		Color	Typical Power Consumption - Watts (VA) @ 6.6A				
Horiz(°)	Vert(°)		Per Beam Watts	Fixture* Watts (VA)	PF	Tx Primary** Watts (VA)	PF
-10 to +10	1 to 4	GRN/GRN	1.38/1.38	12.94 (13.65)	0.947	33.64 (34.97)	0.967
-10 to +10	1 to 4	YEL/YEL	1.05/1.05	12.69 (12.86)	0.985	33.33 (33.83)	0.981
-10 to +10	1 to 4	GRN/YEL	1.35/1.05	12.98 (13.39)	0.969	34.13 (34.97)	0.974
-10 to +10	1 to 4	GRN/BLK	1.38/-	12.14 (12.21)	0.993	33.00 (33.82)	0.985
-10 to +10	1 to 4	YEL/BLK	1.05/-	11.70 (11.73)	0.996	32.80 (33.25)	0.986

* as measured at the input leads of the fixture.

** as measured across the primary winding of 45W 6.6/6.6A sized isolation transformer with a total fixture and transformer secondary length not exceeding ~ 1.85m (72").

Note: Isolating transformer shall be suitably sized to accommodate specific secondary and other applicable losses.

Environmental Conditions

- ▶ Ambient Temperature -55 °C to +55°C (-67 °F to +131°F)
- ▶ Storage Temperature -55 °C to +55°C (-67 °F to +131°F)
- ▶ Ingress Protection IP67

Photometry

Specification

Taxiway Centerline ICAO Fig 2.15 FAA L-852A

Color	Green
Max/Min Intensity Ratio	<3.0
Main rect. average intensity	20 cds
Main rect. minimum intensity	10 cds
Second rect. minimum intensity	2 cds

Typical Measured Values

Color	Green
Max/Min Intensity Ratio	1.6
Main rect. average intensity	56 cds
Main rect. maximum intensity (A)	60 cds
Main rect. minimum intensity (B)	38 cds
Second rect. minimum intensity	31 cds

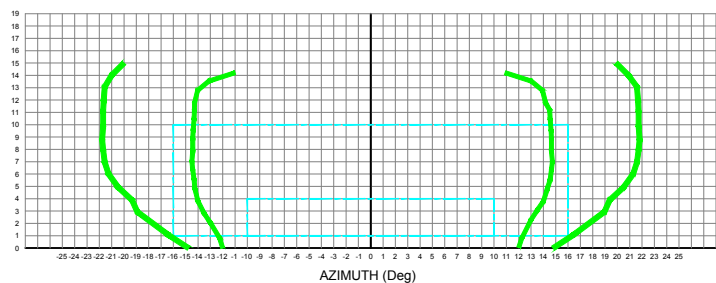
Specification

Color	Yellow
Max/Min Intensity Ratio	<3.0
Main rect. average intensity	20 cds
Main rect. minimum intensity	10 cds
Second rect. minimum intensity	2 cds

Typical Measured Values

Color	Yellow
Max/Min Intensity Ratio	2.0
Main rect. average intensity	42 cds
Main rect. maximum intensity (A)	56 cds
Main rect. minimum intensity (B)	28 cds
Second rect. minimum intensity	24 cds

Intensity Chart - IRIS Taxiway Centerline Luminaire (Straight) Green



Intensity Chart - IRIS Taxiway Centerline Luminaire (Straight) Yellow

