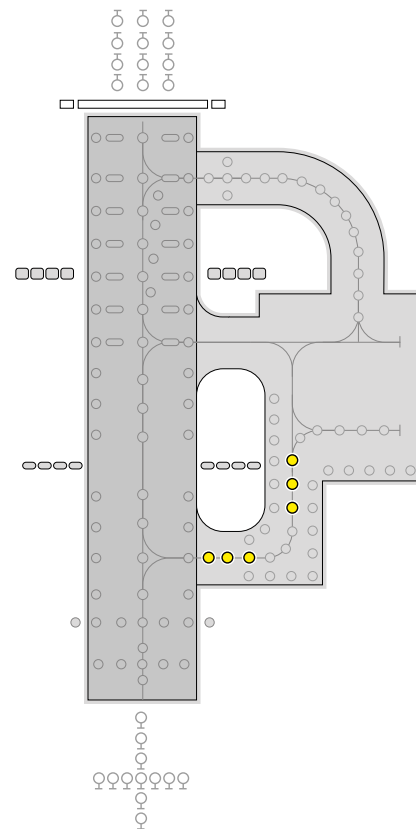
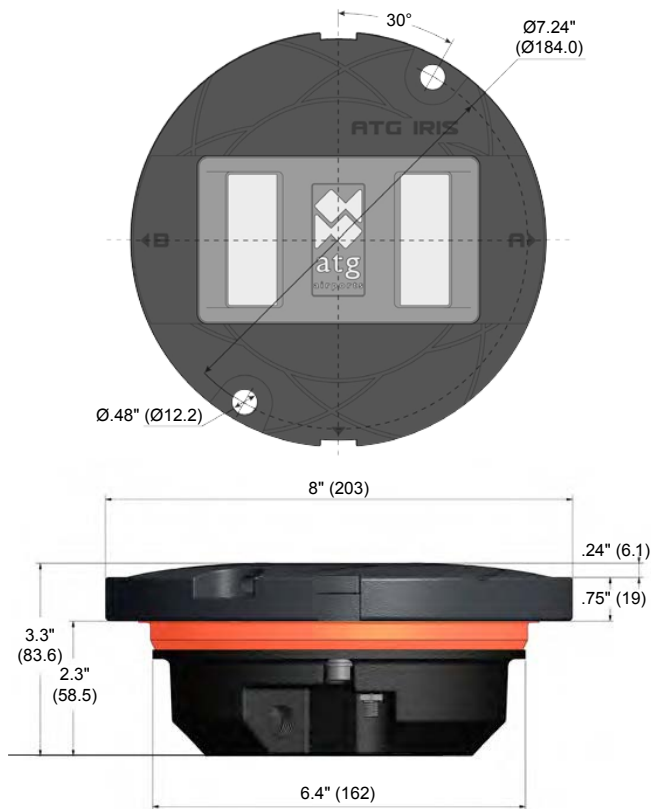


IR852C | L-852C(L) IRIS LED 8" Straight (Narrow) Taxiway Centerline High Intensity Lighting Solutions, Straight Sections

Compliance and Applications

- ICAO Annex 14. Vol 1
- FAA AC 150/5345-46
- FAA Engineering Brief No. 67
- IEC 61827
- EASA
- Stannag 3316 (NATO)

IRIS LED high intensity, inset bi-directional/uni-directional taxiway centerline (straight narrow sections) fixture suitable for CAT III all weather operation airfield ground lighting (agl) systems. Taxiway centerline applications, lead on, clearance bars, immediate holding positions. The goal of the IRIS range is to enhance the efficiency of an airfield by optimizing power consumption, increasing reliability and reducing costs to the airport.



Ordering Codes IR852 C(L) ○ ○ ○ ○ ○ ○ ○ ○

Application
L-852C Taxiway Centerline
Straight (Narrow)

Beam Type
A Side
4 = Straight (Narrow)
0 = Blank
.....
B Side
4 = Straight (Narrow)
0 = Blank

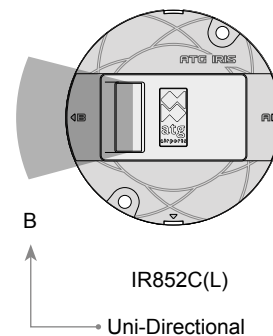
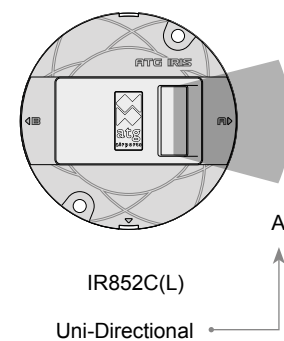
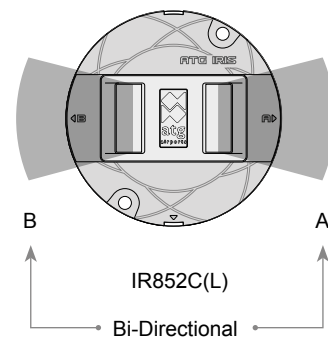
Color
A Side
G = Green
Y = Yellow
C = Cyan/Green
N = Not Applicable
.....
B Side
G = Green
Y = Yellow
C = Cyan/Green
N = Not Applicable

Specification
1 = FAA
2 = ICAO

Connections
1 = 1 Bi Pin Plug
2 = 2 Bi Pin Plug

Open Circuit (Fail Open) Feature
0 = No Open Circuit
1 = Open Circuit

Beam Options



Additional optional features are available upon request.

Packaging

- Net weight: 6.88 lb. (3.12Kg)
- Gross weight: 7.76 lb. (3.52Kg) (boxed)
- Box: 10.2" (260mm) (L) x 10.2" (260mm) (W) x 6.9" (175mm) (H)

Electrical Performance

Main Beam Aperture		Color	Typical Power Consumption - Watts (VA) @ 6.6A				
Horiz(°)	Vert(°)		Per Beam Watts	Fixture* Watts (VA)	PF	Tx Primary** Watts (VA)	PF
-3.5 to +3.5	1 to 8	GRN/GRN	0.94/0.94	14.60 (14.69)	0.991	23.76 (24.66)	0.965
-3.5 to +3.5	1 to 8	YEL/YEL	1.49/1.49	15.88 (16.05)	0.992	25.50 (26.34)	0.969
-3.5 to +3.5	1 to 8	GRN/YEL	0.94/1.49	15.85 (15.94)	0.993	25.30 (26.19)	0.968
-3.5 to +3.5	1 to 8	GRN/BLK	0.94/-	9.89 (9.92)	0.995	19.15 (19.91)	0.959
-3.5 to +3.5	1 to 8	YEL/BLK	1.49/-	11.32 (11.54)	0.995	20.65 (21.60)	0.965

Fixture Operational Current Range: 2.7 to 6.7A RMS

* as measured at the input leads of the fixture.

** as measured across the primary winding of an appropriately sized isolation transformer with a total fixture and transformer secondary length not exceeding ~ 1.85m (72").

Note: Isolating transformer shall be suitably sized to accommodate specific secondary and other applicable losses.

Environmental Conditions

- ▶ Ambient Temperature -55 °C to +55°C (-67 °F to +131°F)
- ▶ Storage Temperature -55 °C to +55°C (-67 °F to +131°F)

▶ Ingress Protection IP67

Photometry

Specification

Taxiway Centerline - Straight (Narrow) Green

Color	Green
Max/Min Intensity Ratio	<3.0
Main rect. average intensity	200 cds
Main rect. minimum intensity	100 cds
Second rect. minimum intensity	20 cds

Typical Measured Values

Taxiway Centerline - Straight (Narrow) Green

Color	Green
Max/Min Intensity Ratio	2.59
Main rect. average intensity	400 cds
Main rect. maximum intensity (A)	512 cds
Main rect. minimum intensity (B)	197 cds
Second rect. minimum intensity	120 cds

Specification

Taxiway Centerline - Straight (Narrow) Yellow

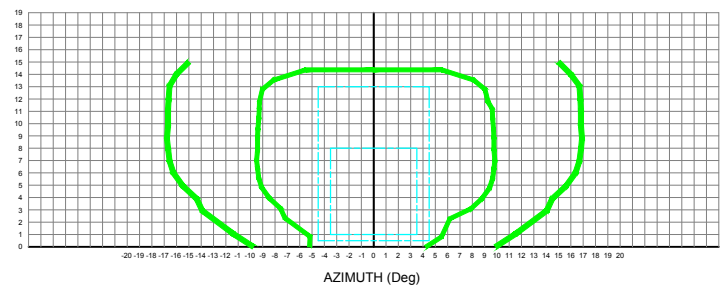
Color	Yellow
Max/Min Intensity Ratio	<3.0
Main rect. average intensity	200 cds
Main rect. minimum intensity	100 cds
Second rect. minimum intensity	20 cds

Typical Measured Values

Taxiway Centerline - Straight (Narrow) Yellow

Color	Yellow
Max/Min Intensity Ratio	1.96
Main rect. average intensity	462 cds
Main rect. maximum intensity (A)	584 cds
Main rect. minimum intensity (B)	299 cds
Second rect. minimum intensity	228 cds

Intensity Chart - IRIS Taxiway Centerline Luminaire (Straight) Green



Intensity Chart - IRIS Taxiway Centerline Luminaire (Straight) Yellow

